

---

# BLOCK LOTTO

---




## Wedge Block

These directions will make 2 blocks

This block will be our service block for 2016.


### STEP ONE:

Fabric: Choose 2 solid fabrics in **ONE** color, one light and one dark. I used purple. (I know the light one looks pink!) Cut one 12 in square out of each fabric.




### STEP TWO:

Place one square on top of the other. Make three diagonal cuts through the squares. You can cut them freehand or mark them first. No need to use a ruler.




**STEP THREE:**

Shuffle the pieces so the light and dark are alternating. Sew each block together.

**STEP FOUR:**

Press the seams open and trim the block to 10 inches square.

**GENERAL RULES:**

- **Blocks must be made of quilt shop quality, modern fabric.**
- **Blocks should be 10 inches square...MUST BE within 1/4 inch.**
- **You may make up to 3 blocks/month. Each block gets one entry into the drawing. There is a \$1/block entry fee paid to the guild.**
- **If there are more than 24 blocks, we will split the pile in half and draw 2 names**
- **Please label your block with your name. (You may use an address label)**
- **If you have previously won, you must bring your FINISHED quilt made from your winning blocks in order to be eligible to win again. You may still contribute to the pool each month, if you'd like.**